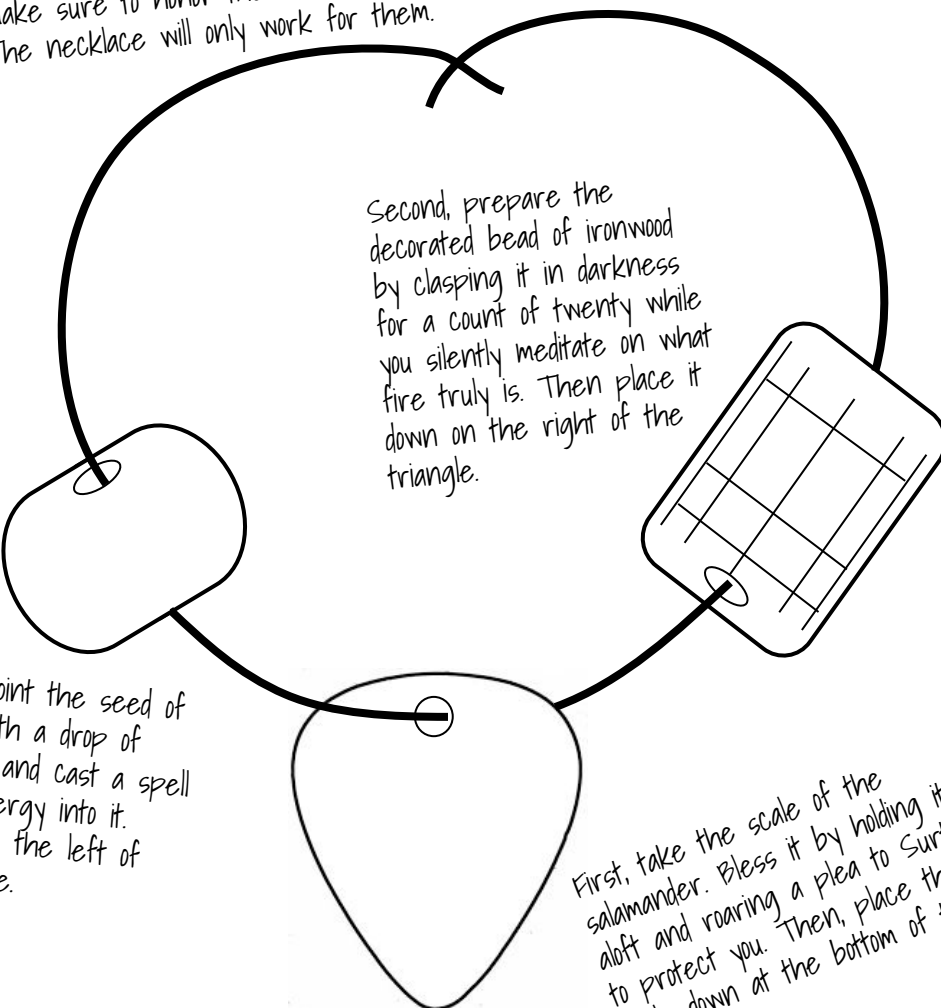


Lastly, run the black iron strand through the three charms. First the scale, second the ironwood, third the crystal seed. Tie the hair only while placing it around the neck of the person who will wear it. When tying it make sure to honor them and their cause in song. The necklace will only work for them.

To create a necklace of fire warding for mortals to survive in the depths of Muspelheim.



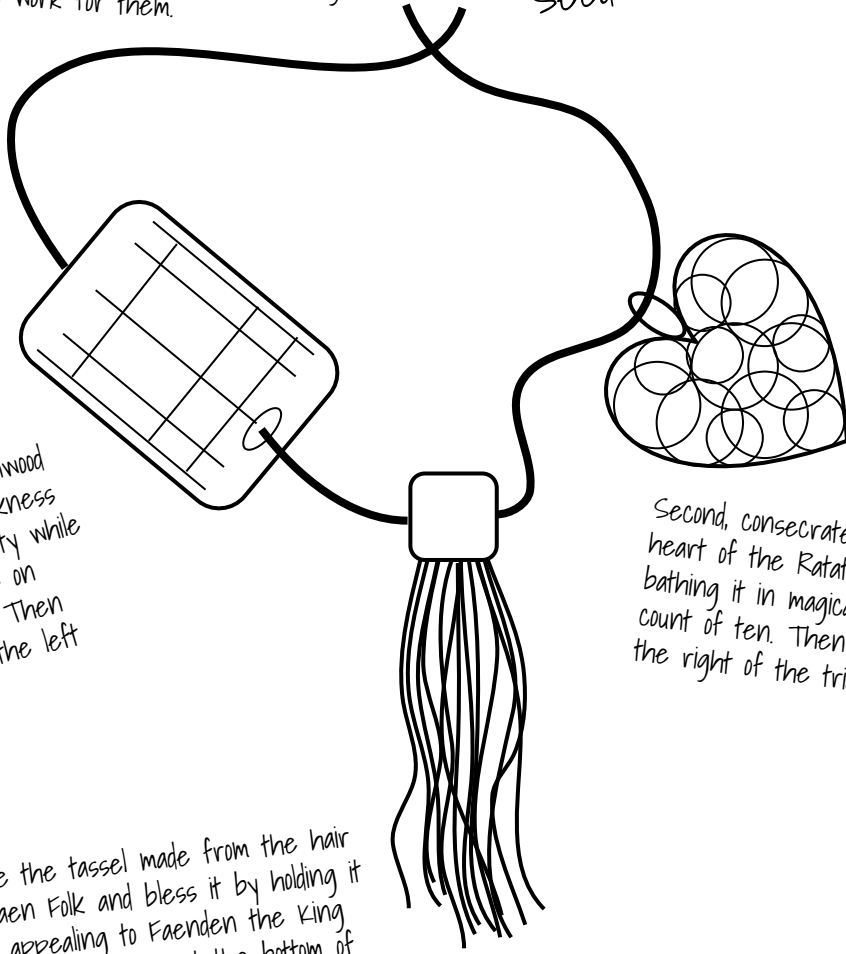
Second, prepare the decorated bead of ironwood by clasping it in darkness for a count of twenty while you silently meditate on what fire truly is. Then place it down on the right of the triangle.

Third, anoint the seed of crystal with a drop of your blood and cast a spell of life energy into it. Place it on the left of the triangle.

First, take the scale of the salamander. Bless it by holding it aloft and roaring a plea to Surtr to protect you. Then, place the scale down at the bottom of the triangle.

Lastly, run the green iron strand through the three charms. First the tassel, second the steel heart, third the ironwood. Tie the hair only while placing it around the wrist of the person who will wear it. When tying it make sure to honor them and their cause in song. The bracelet will only work for them.

To create a bracelet of faen fire to half the time it takes for Seed of Life to take effect.



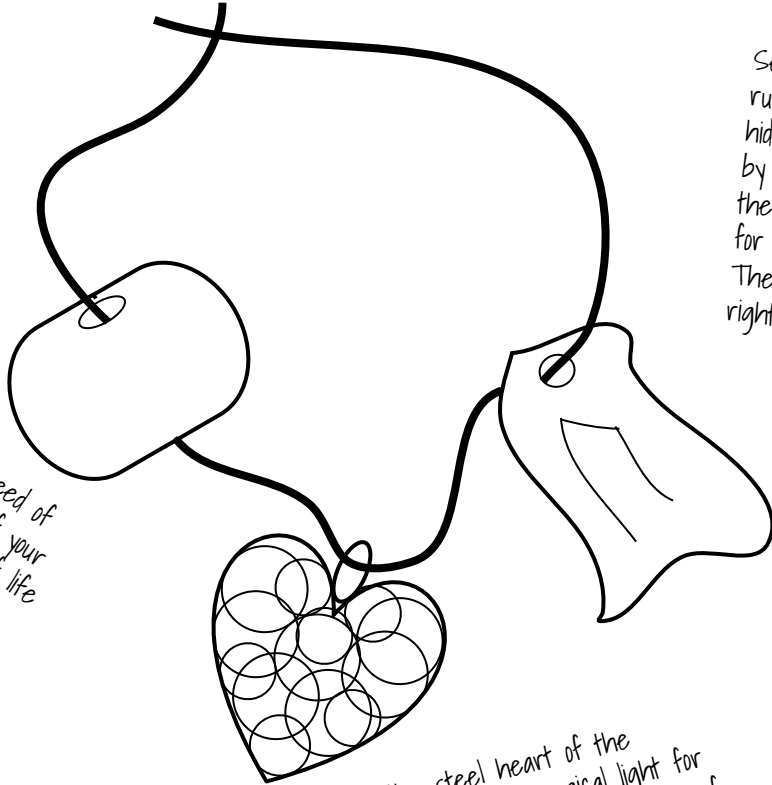
Third, prepare the decorated bead of ironwood by clasping it in darkness for a count of twenty while you silently meditate on what fire truly is. Then place it down on the left of the triangle.

Second, consecrate the steel heart of the Ratatoskerkin by bathing it in magical light for a count of ten. Then place it on the right of the triangle.

First, take the tassel made from the hair of the Faen Folk and bless it by holding it aloft and appealing to Faenden the King of Devils. Then place it at the bottom of the triangle.

Lastly, run the purple iron strand through the three charms. First the steel heart, second the rune, third the crystal seed. Tie the hair only while placing it through the binding of a spell book, bookmarking the page of the spell to be doubled. When tying it make sure to honor the power of the spell through song. The charm will only function for that spell.

To create a channel of Muspelheim's elemental power to double the castings of any spell.



Third, anoint the seed of crystal with a drop of your blood and cast a spell of life energy into it. Place it on the left of the triangle.

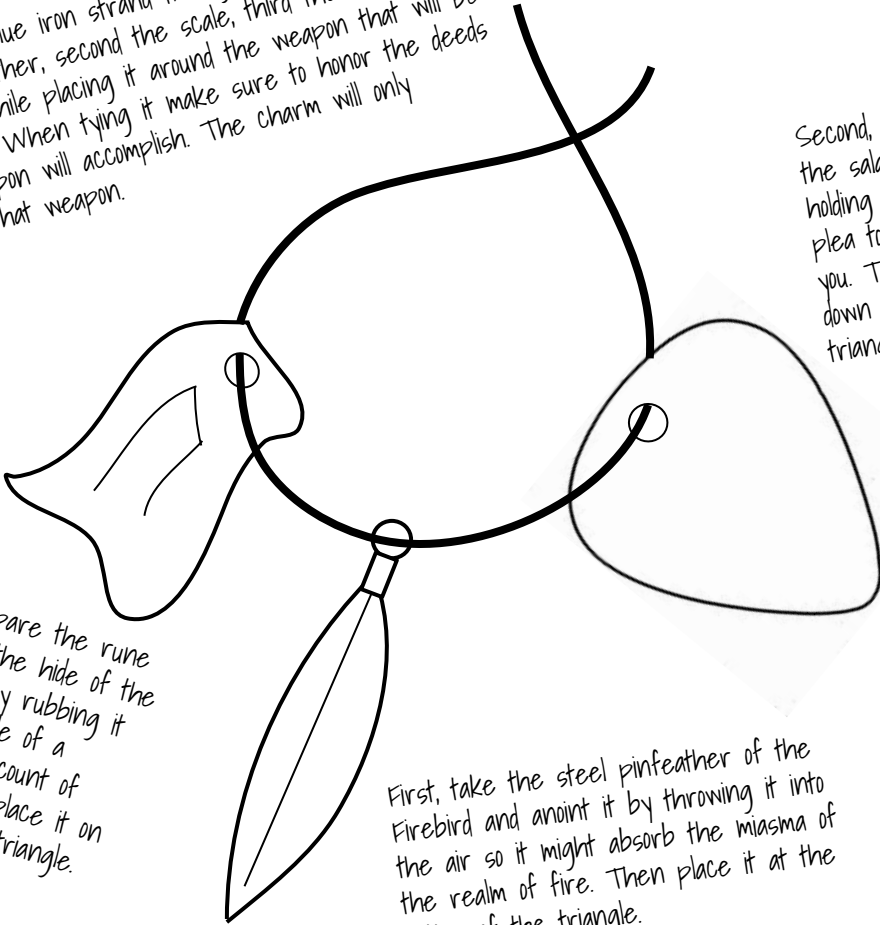
Second, prepare the rune scribed on the hide of the salamander by rubbing it along the blade of a weapon for a count of fifteen. Then place it on the right of the triangle.

First, consecrate the steel heart of the Ratatoskerkin by bathing it in magical light for a count of ten. Then place it on the bottom of the triangle.

To create a ironbone
enchantment so that the
weapon it is placed on cannot
be broken.

Lastly, run the blue iron strand through the three charms.
First the pinfeather, second the scale, third the rune. Tie
the hair only while placing it around the weapon that will be
charmed by it. When tying it make sure to honor the deeds
that that weapon will accomplish. The charm will only
function for that weapon.

Second, take the scale of
the salamander. Bless it by
holding it aloft and roaring a
plea to Surtr to protect
you. Then, place the scale
down at the right of the
triangle.



Third, prepare the rune
scribed on the hide of the
salamander by rubbing it
along the blade of a
weapon for a count of
fifteen. Then place it on
the left of the triangle.

First, take the steel pinfeather of the
Firebird and anoint it by throwing it into
the air so it might absorb the miasma of
the realm of fire. Then place it at the
bottom of the triangle.